

FORT WAYNE WEBSITE

BY: John Konchar

Fort Wayne Website

- This project was done by myself.
- 12/12/17
- ITC 250 Web Systems

Summary

- This project consisted of some things around the Fort Wayne and had separate pages of the downtown area, some restaurants, and the sports teams here. There was also a login page attempted but did not work out.

Project Deliverables

- Fort Wayne facts
- The Downtown/Fort Wayne area
- Restaurants around the area
- Sports in Fort Wayne

Project Milestones

- Four different .html pages
- A registration with for .php files
- Images collected
- The design

Proposed Solution

- The proposed solution is to show the amount of stuff going on around the Fort Wayne area. I would like to add onto this and add more restaurants that are not chain restaurants and add all of the sports that go on in this city. This was just the start of it all being added.

Design

- The design of this project is more of a basic theme. I just wanted to get my point across and I think I did. There is a very clear showing of the header and what it consists of. All of the pages have a footer as well to go through the pages if they are at the bottom.
- I made it very easy to get to the restaurants page by adding a button in the home page to directly lead you to the page.

Some Code

- `<div>`
- ``
- `<p>Texas Roadhouse is
 located on 710 W Washington Center Road Fort Wayne, IN 46825</p>`
- `</div>`
- This is the code I used to get a picture of the restaurant and you can click it to go to the restaurants page.

Code Continued

- .header{
- background:url(../images/bg-navigation.jpg) no-repeat center 90px;
- width:940px;
- margin:0 auto;
- height:105px;
- padding:36px 10px 0;
- }
- This is the beginning of my heading code.

Project Scope

- The specific goal that I wanted to get out of this is to bring attention to some of the restaurants and the sports that go on here in Fort Wayne. I did not add a lot but there will be more in the future. Also, I wanted to show some of the attractions here as well.

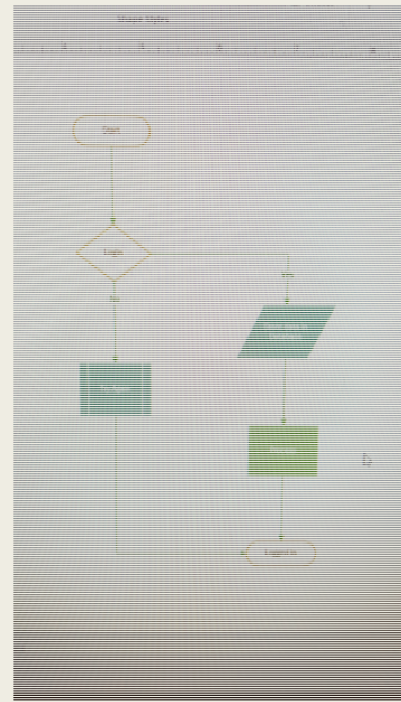
System Requirements

- The use of the Internet

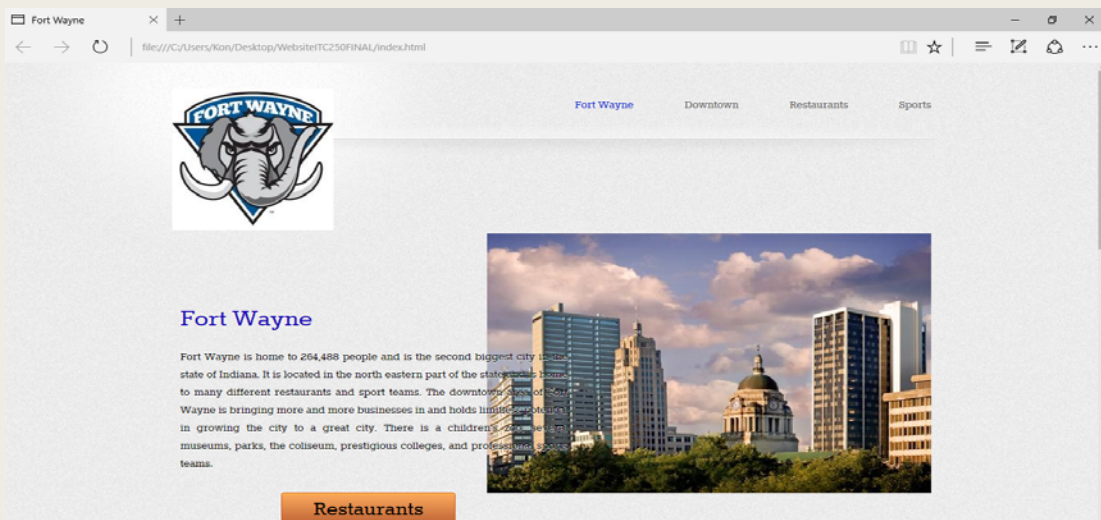
Results

Visio

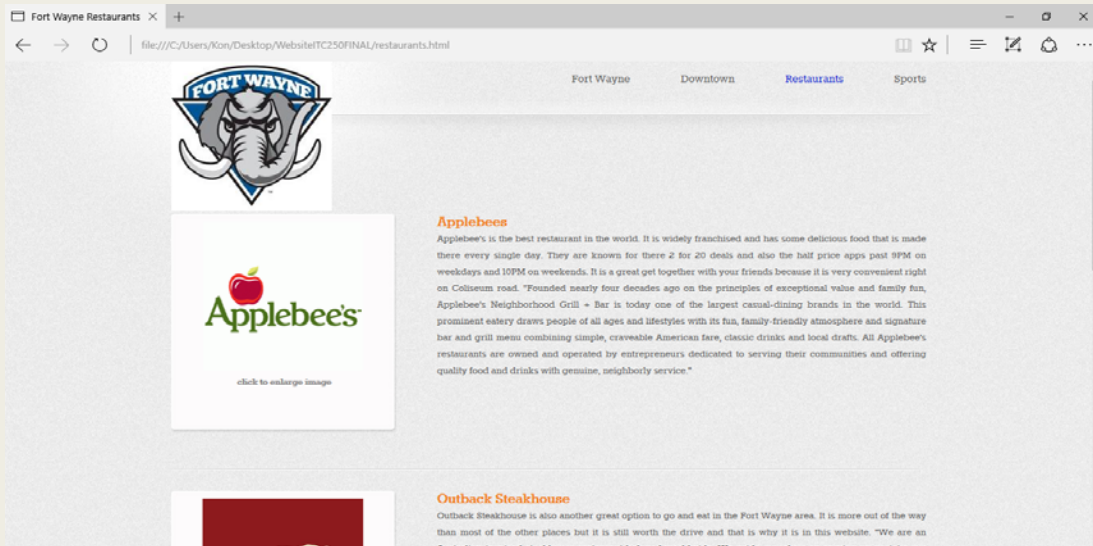
- This is my Visio drawing of the Login and failed login. I used 4 .php files which consisted of index, login, register, and denied php files.



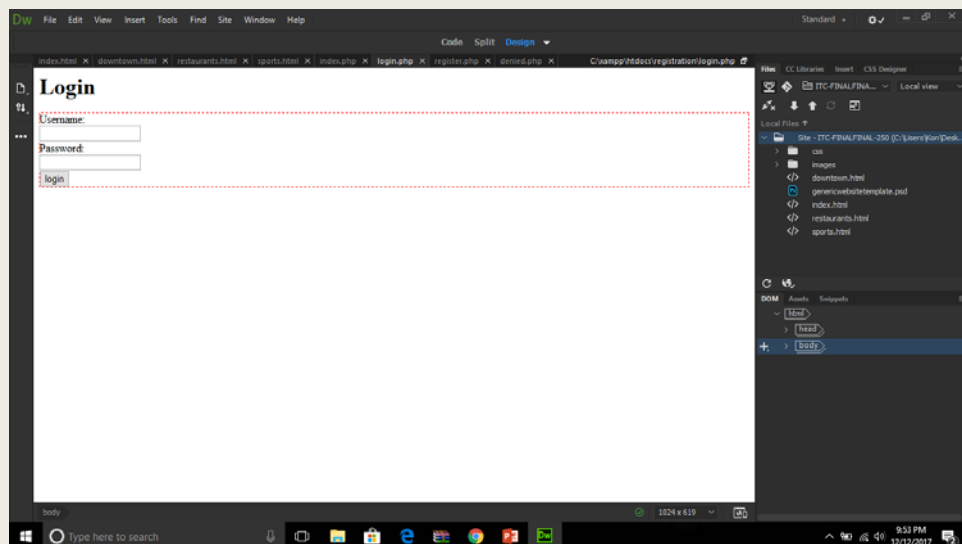
Screenshots



Screenshots continued



Screenshots continued



End Summary

- This layout consisted of four different .htmls that made this work successfully.
- There were also four .php files but I failed at building that.
- Just a little bit about Fort Wayne.

Lessons learned

- The database really messed with me and I could not get past a certain part and kept failing over and over so start things earlier than I should have
- Should have came to see Professor Lin a little more often.

Conclusions

- This is my Website I built for ITC 250.

References

- <http://www.applebees.com/at-a-glance>
- <https://www.outback.com/about-us>
- <https://www.texasroadhouse.com/our-story>