

# The Entertainment Website

By: Troy Waidelich, Andrew Inherst, Jason Arango  
Professor Lin  
12/5/2015

LOGO!



# Outline

Executive Summary

Problem and Solutions

Technology Used

# Outline Cont.

Purpose

Layout

Task List

Schedule

# Executive Summary

Entertainment Website

Educational / Informative

Simple / Ad Free

Random Post

Lack of middle

# Problem

Sporadic

Lack of educational info

Riddled with Ads

Small audience

# Solution

Organized material

Educational info with entertainment

No ads

Wider audience

# Technology Used for Implementation

Coding

HTML

PHP

Javascript

CSS



# Technology Used for Implementation

## Programs

Microsoft Expression Web 4

XAMPP Web Server

Mozilla Firefox

Google Chrome

Internet Explorer

# Purpose

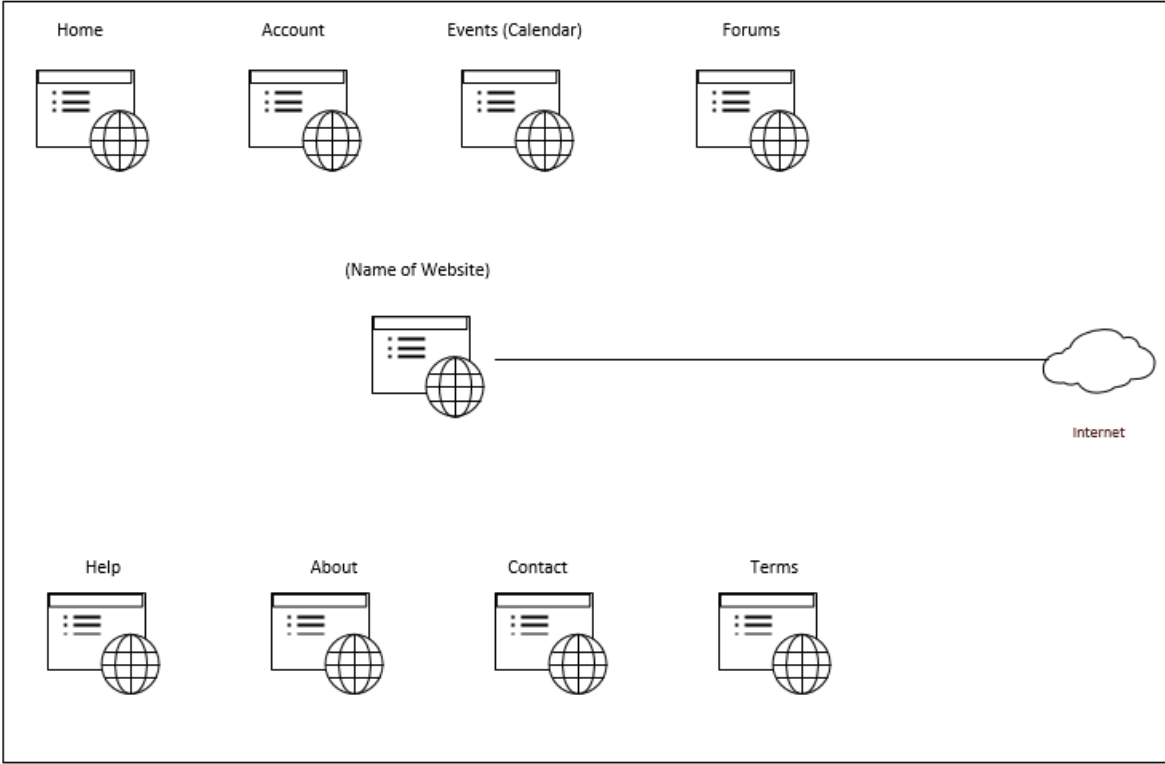
Simple page to navigate through while being entertained

Wide range of subjects and ideas

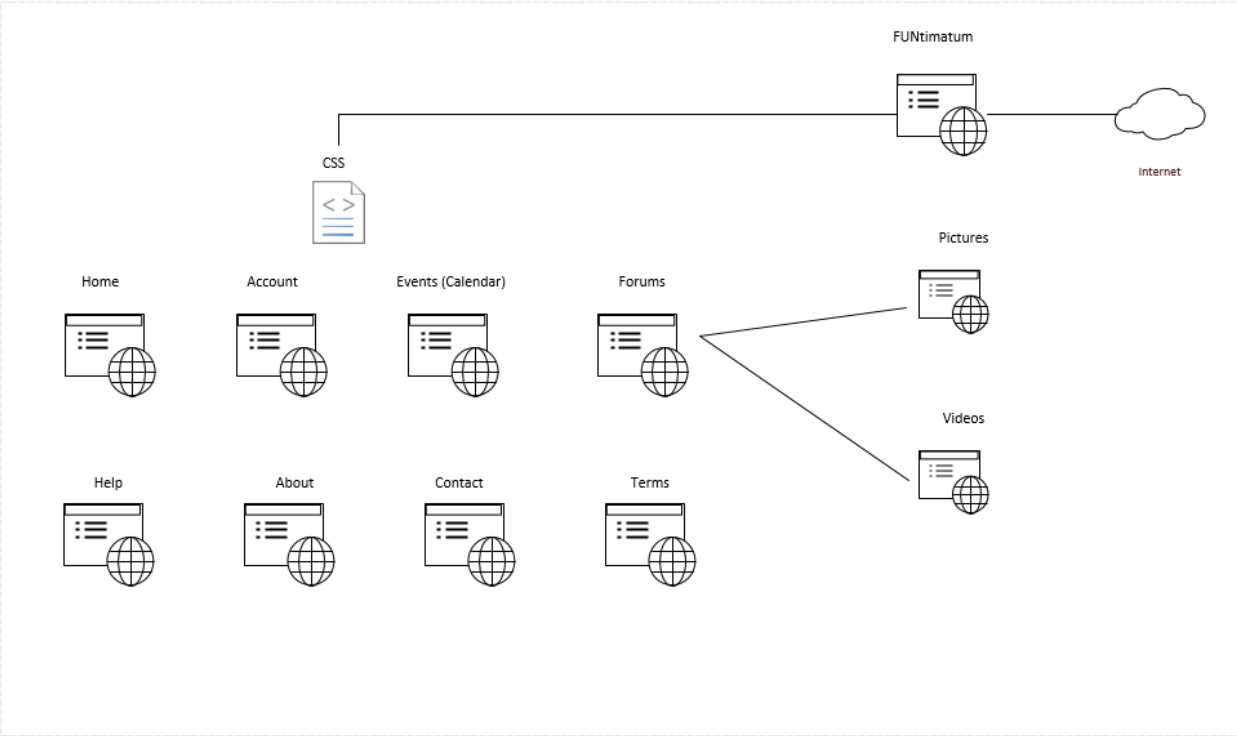
Obtain more experience with HTML, PHP, CSS and Javascript

Have access to free information.

# Initial Layout



# Final Layout



# Task List

1. Determine type of website / Research similar
2. Research PHP, HTML, Javascript
3. Create CSS layout for site
4. Create unique content
5. Format and implement content
6. Test site on multiple web browsers

Continuously research improvements

# System Analysis / Design

Interactive website

Intended for desktop / tablet viewers

Incorporate database

Forums

Seek feedback

# System Integration / Testing

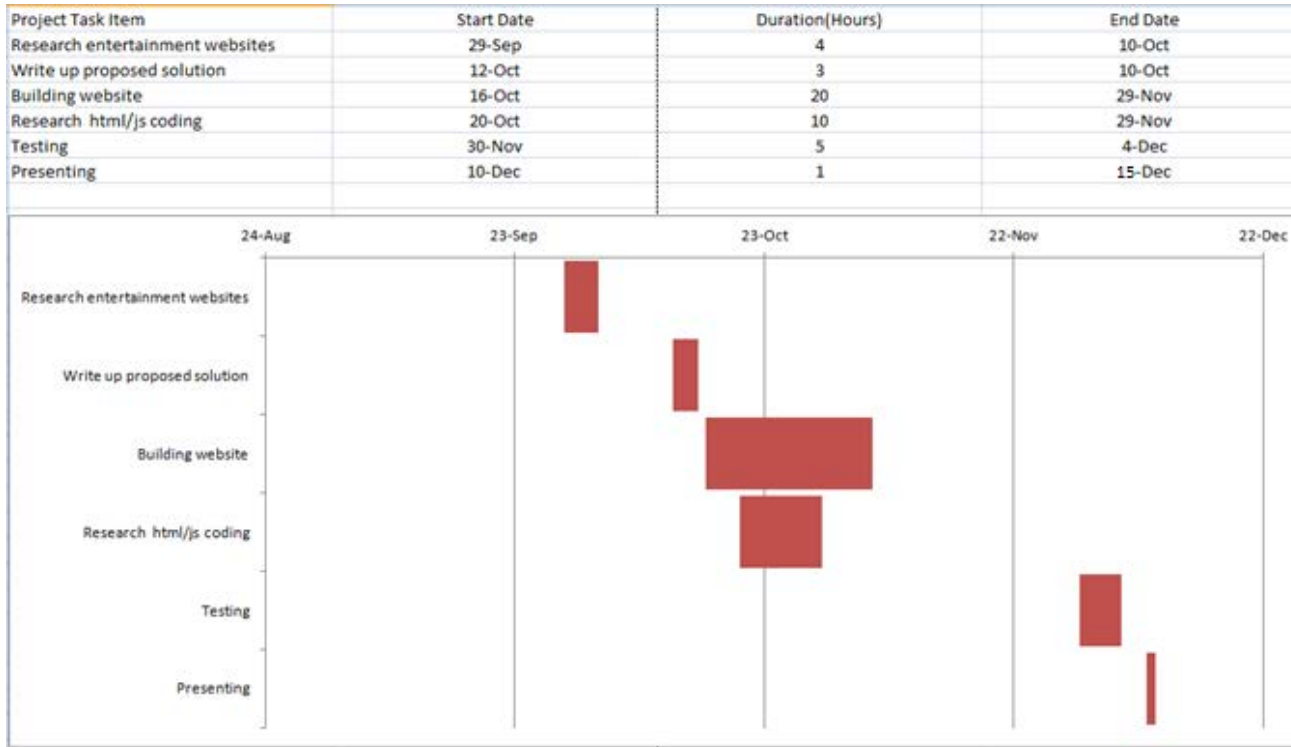
Build page

Insert content

Test in browser

Backup content

# Schedule





# Cost

Total Hours: 52



# Conclusion

Avoid mixing HTML and PHP code

Keep files/folders well organized

Document steps and solutions

Get feedback

Test, test, test

# Questions?

# Demonstration