

Mastodon Gamezone

By: Kevin Hjelm and Zack Mezera

Instructor: Paul Lin

12-15-15

Introduction

- We are individuals who are into gaming. Whether that be FPS, MOBA, MMO, or Fighting.
- Goal: Create a website dedicated to these genres and have the ability to watch and learn about these games.
- With the right login credentials, you'll have access to this site.

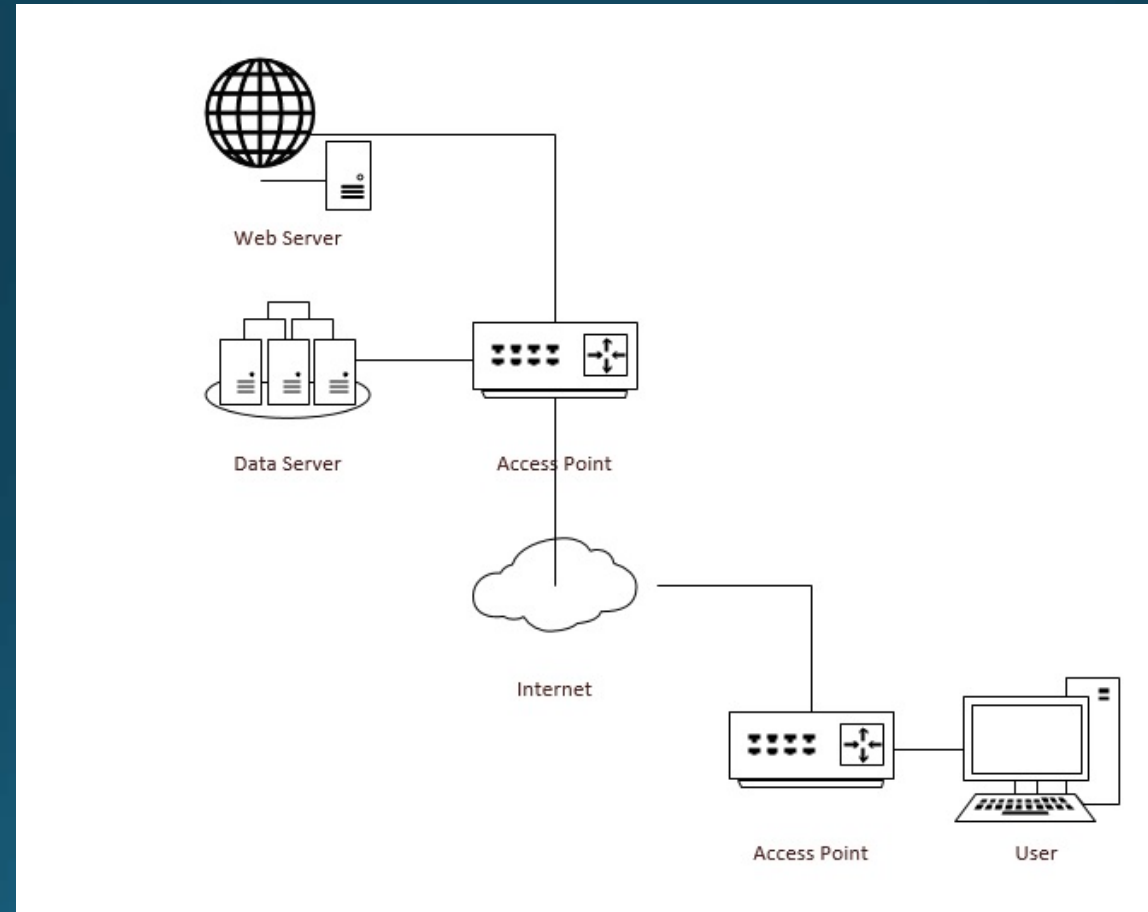
Executive Summary

- The website we created will allow the user to pick a genre of game and then choose a game within the genre to learn about. There will be three different games within the genre that we felt are popular within the industry of gaming. After choosing the game the user will be able to read a brief history of the game and how the game works. There will also be pictures and a link to the game's stream.

System/Hardware Requirements

- You won't need a high end machine to access this website. Although there are a couple things that we could suggest that you have in order to use our website smoothly.
- Have Core 2 duo or better
- 2 GB of RAM or more
- 80 GB HDD or better
- On board graphics or better
- Updated Flash and Java
- Using Chrome or Firefox

System Software/Hardware Design



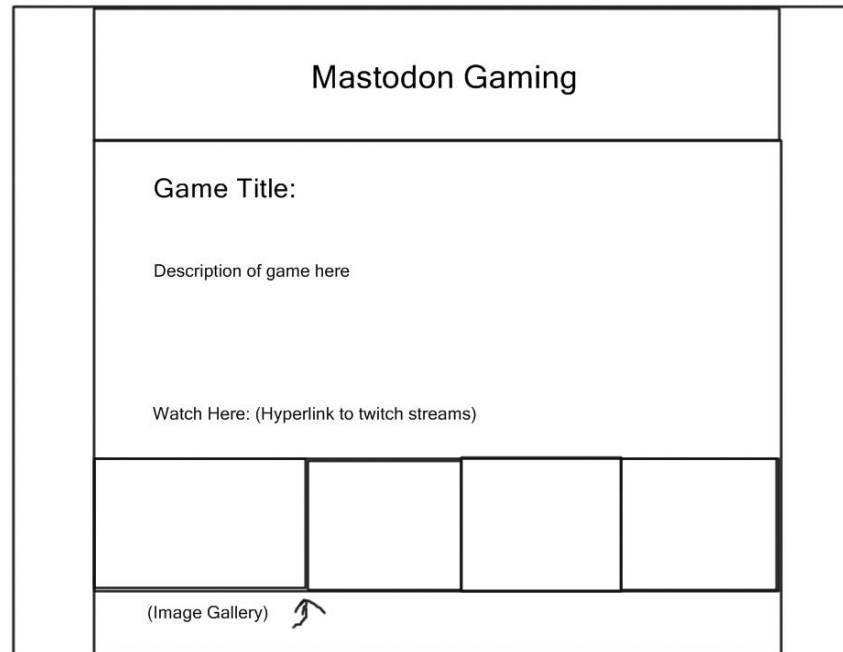
Login Page

Mastodon Gaming	
Please Log in with Your IPFW Account:	
Username	<input type="text"/>
Password	<input type="password"/>

Main Page

Mastodan Gaming					
	<table><tr><td>Username</td><td>Password</td></tr><tr><td><input type="text"/></td><td><input type="password"/></td></tr></table>	Username	Password	<input type="text"/>	<input type="password"/>
Username	Password				
<input type="text"/>	<input type="password"/>				
Browse					
<input type="text" value="RTS"/> ✓	<input type="text" value="MOBA"/> ✓ <small>{drop down box to show top games in the genre}</small>				
(Description of Genre Here)					
(see more link)					
<input type="text" value="FPS"/> ✓	<input type="text" value="RPG"/> ✓				
<input type="text" value="Fighting"/> ✓					

Game Page



PHP My Admin

The first step to creating the database and table was to log into the PHP MyAdmin. To get to this, click on the admin button in XMAPP.



Setting Up The Database

Started with creating a table called users and making 3 different rows. One called username, password, and ID. We made the username and password both varchar and the id INT. We also made the ID PRIMARY and Auto Increment.

We filled the rows with the username and password. Those will be the login credentials for the website.

id	int(11)	<input type="text"/>	<input type="text" value="1"/>
username	varchar(50)	<input type="text"/>	<input type="text" value="kevin"/>
password	varchar(50)	<input type="text"/>	<input type="text" value="pass"/>

The Code For DB and Login

```
<?php

$host = "localhost";
$user = "root";
$pass = "";
$db = "test";

mysql_connect($host, $user, $pass);
mysql_select_db($db);

if (isset($_POST['username'])) {
    $username = $_POST['username'];
    $password = $_POST['password'];
    $sql = "SELECT * FROM users WHERE username = '". $username . "' AND password = '". $password . "' LIMIT 1";
    $res = mysql_query($sql);
    if (mysql_num_rows($res) ==1) {

        echo "You have successfully logged in!";
        header('Location: MastodonGamezone.html');
        exit();

    } else {

        echo "invalid login information.";
        exit();

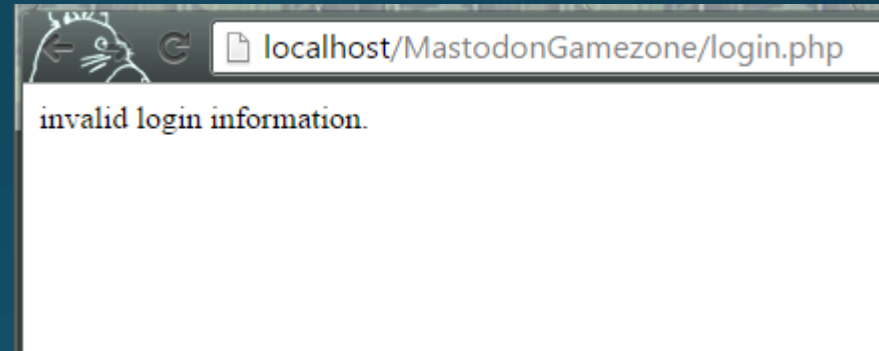
    }

}

?>
```

Testing the Code

The way we coded the login page was pretty simple. The code would throw an error if the wrong credentials were put in, or if nothing was put into the textboxes at all.



Testing The Code

At first, the code we had for the main page would only allow us to get into the fighter genre of gaming. Anytime we tried to get into another genre, it would throw an error. This is the code design we had at first.

```
        <form name="MOBA">
<p><select name="MOBA" size="1">
<option value="mastodon.html">Please Choose A Game</option>
<option value="Webpage Here">Dota 2</option>
<option value="Webpage Here">Leauge Of Legends</option>
<option value="Webpage Here">Herros Of The Storm</option>
</select></p>

<script type="text/javascript">
<!--
function go(){
location=
document.MOBA.MOBA.
options[document.MOBA.MOBA.selectedIndex].value
}
//-->
</script>

<input type="button" name="test" value="Go!" onClick="go()">
</form>
```

Fixed Main Page

Here is the code that fixed the issue of us not being able to access the other games in different genres. We had to add one more step in the process, but after adding it in, we thought it better suited the website.

```
        <form name="Fighter">
<p><select name="Fighter" size="1">
<option value="mastodon.html">Please Choose A Genre</option>
<option value="MOBAgenre.html">MOBA</option>
<option value="FPSgenre.html">FPS</option>
<option value="RTSgenre.html">RTS</option>
<option value="MMOgenre.html">MMORPG</option>
<option value="Fightergenre.html">Fighting</option>
</select></p>

<script type="text/javascript">
<!--
function go(){
location=
document.Fighter.Fighter.
options[document.Fighter.Fighter.selectedIndex].value
}
//-->
</script>

<input type="button" name="test" value="Go!" onClick="go()">
</form>

&nbsp;
```

Updated Genre Code

Here we updated the code for the genres to fit the new design of the main page.

```
<body>
<div class="container">
  <!--The Header for the Webpage -->

  <BODY BGCOLOR="2D2D2D">

  <p style="text-align:center;"><a href="mastodon.html"><img src = "http://4.bp.blogspot.com/-Pu0Gz6xYyBo
  <!--Description of the site-->

  <p><h2>Welcome to the Mastodon Gamezone! Here you will find popular gaming genres that you can explore.
    First pick a game genre, and then select a game. From there you will have access to
    game history, images, and streams. </p></h2>

  <!--Next will be the list of Genres-->
  &nbsp;

  <h1 style="text-align:center">RTS</h1>

  <p style="text-align:center;"><img src = "http://i67.tinypic.com/2niogm8.jpg" width="35%"></p>
  <h4 style="text-align:center"><a href="GamePageStarcraft.html">Starcraft 2</a>

  <p style="text-align:center;"><img src = "http://i68.tinypic.com/5kn09j.jpg" width="35%"></p>
  <h4 style="text-align:center"><a href="GamePageGreyGoo.html">Grey Goo</a>

  <p style="text-align:center;"><img src = "http://i64.tinypic.com/k3nosn.jpg" width="35%"></p>
  <h4 style="text-align:center"><a href="GamePageCoH.html">Company of Heroes 2</a>

</div>

</body>

</html>
```

Error Version

Welcome to the Mastodon Gamezone! Here you will find popular gaming genres that you can explore. First pick a game genre, then choose a game from the drop down menu. From there you will have access to game history, images, and streams.

MOBA (Multiplayer Online Battle Arena)

Please Choose A Game ▾

Go!

FPS (First Person Shooter)

Please Choose A Game ▾

Go!

RTS (Real Time Strategy)

Please Choose A Game ▾

Go!

MMORPG (Massively Multiplayer Online Role-Playing Game)

Please Choose A Game ▾

Go!

Fighter

Please Choose A Game ▾

Go!

Error Version


Mortal Kombat X

Mortal Kombat is a one on one fighting game in which combatants utilize Front and Back attacks including special moves, combo breakers, and an X-Ray move. At the end of each fight winning players can perform a fatality or brutality on their opponent to finish the match. The game contains 25 characters for players to choose from, and 8 of these are new to the series. Mortal Kombat X features both an online and offline mode in which you can challenge your friends and other players. Mortal Kombat X was released on April 14, 2015 for PC, PS4, and Xbox One.

[Click here to watch!](#)



Final Version



Welcome to the Mastodon Gamezone! Here you will find popular gaming genres that you can explore. First pick a game genre, then choose a game from the drop down menu. From there you will have access to game history, images, and streams.

Username:

Password:

Final Version



Welcome to the Mastodon Gamezone! Here you will find popular gaming genres that you can explore. First pick a game genre, and then select a game. From there you will have access to game history, images, and streams.

Genre

Please Choose A Genre ▼


Go!

Final Version



Welcome to the Mastodon Gamezone! Here you will find popular gaming genres that you can explore. First pick a game genre, and then select a game. From there you will have access to game history, images, and streams.


MOBA



[DOTA 2](#)



[League of Legends](#)



[Heroes of the Storm](#)

Conclusion

- This project was a great way to display the fundamentals we have learned over the semester. For Zack and me, we stressed our project over HTML, CSS, and PHP. We had never dug this deep into making a website like this before. It was a challenge for both of us. There were late nights, head-throbbing confusion, and eureka moments of glory. In the end we were able to create something that we are passionate about.

Lesson Learned

- HTML, Javascript, PHP, and CSS are essential for any webpage that will need security, an elegant look, and an overall well-structured site. All of these are the fundamental back bone structure for any webpage. A lesson learned throughout this whole process is don't bite off more than you can chew. We originally wanted to do a home automation project, but realized that it was more than we could handle. Even when we decided to scratch everything and go with the webpage, it was still a huge undertaking for us. Taking time to formulate every little detail in the project process will ensure that the possibilities of problems occurring are knocked down to a minimum.

Q/A????????????????????????????????????

- Feel free to ask us some questions

Now Time For The
DEMO