

Web Based Point Of Sale System

Jeremiah Bauer
Student of Computer Engineering Technology

Gary Steffen Faculty Advisor
Paul Lin CPET 491 Professor

May 2, 2014

2

Topics

- Introduction
- Previous system
- System Design
- System Integration and Testing
- Project Schedule
- Labor and Monetary costs
- Risk Management
- Lessons Learned
- Demonstration

3

Introduction

- Sponsored By Dan's Pies in North Webster, IN
 - Opened in 1990
 - Small business opened it's first retail location in 2010
- Project was a success
- Completed on time and under budget
- Meets all requirements set forth in phase 1

4

Previous System

- Only process sales with 7 categories of items
 - Uses cookies to pass sales data
 - Sales data was larger than maximum size of cookie
- Web based
- MySQL Backend
- PHP server side Programming
- HTML
- JavaScript
- CSS

5

System Design

- Ruby On Rails
- Apache Webserver
- Phusion Passenger (mod_rails)
- PostgreSQL
- CentOS 6.5
- HTML5
- JavaScript (jQuery)
- CSS3 (Bootstrap)

6

Tasks in Scope

- Processing Sales
- Designing a database schema
- Reading and writing barcodes
- Printing receipts
- Sales reporting
- Create, update, and delete items

7

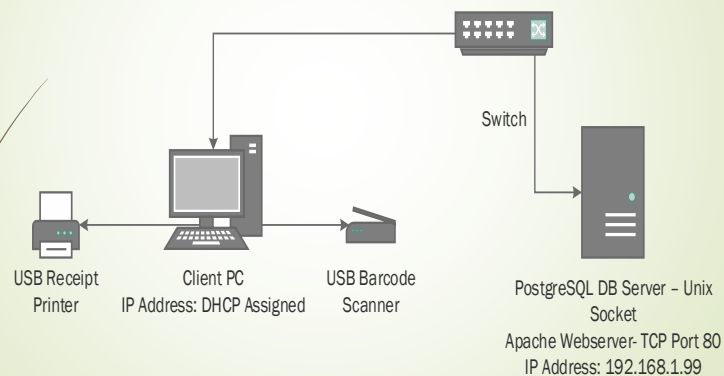
Out of Scope

- Credit card processing
- Inventory control system
- Invoice generation system
- Reservation system

8

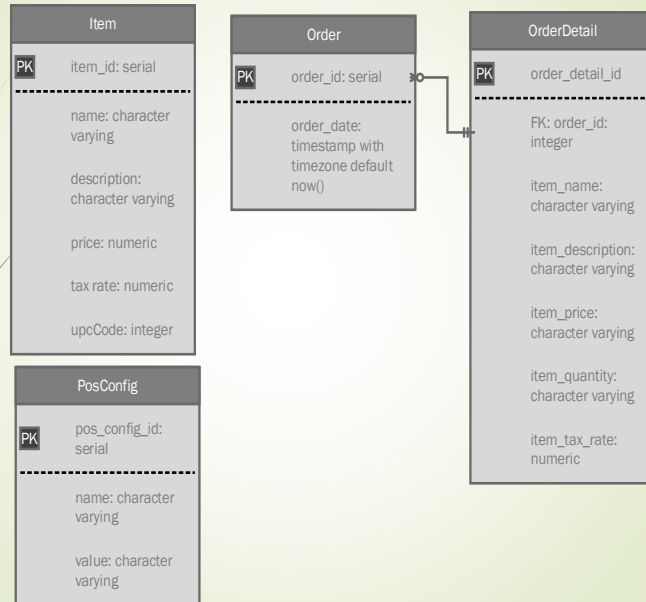
Top level System Diagram

Point of Sale Top Level Diagram



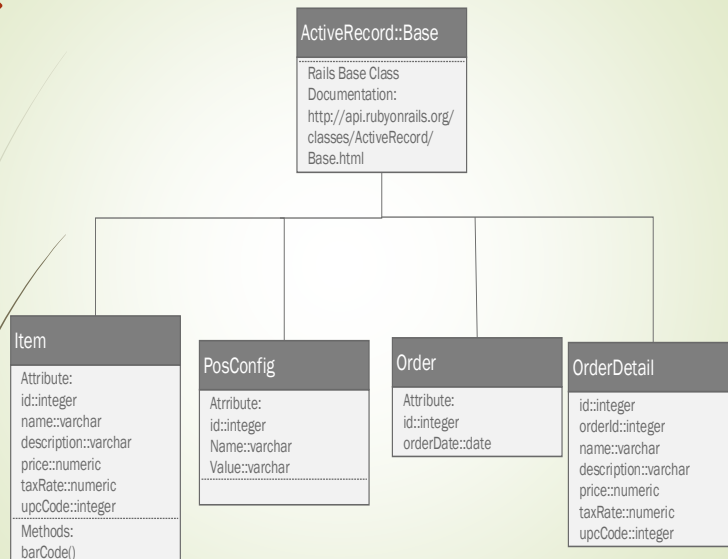
Database Schema

9



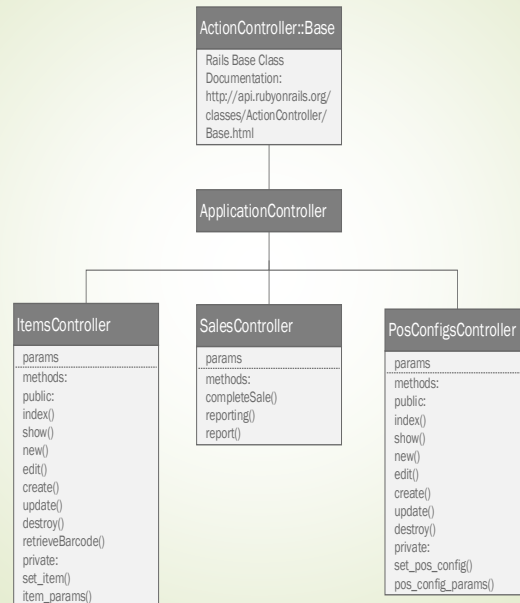
Rails Model Class diagram

10



Rails Controller Class Diagram

11



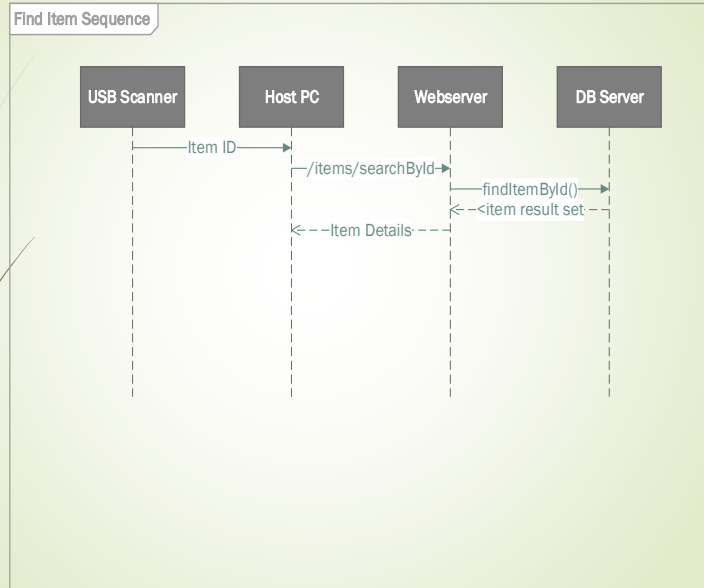
12

Rails Views

- Welcome Landing Page
- Application Layout
- Application Header Layout
- Item New/Edit/Show
- Configuration New/Edit/Show
- Sales Page
- Reporting Page

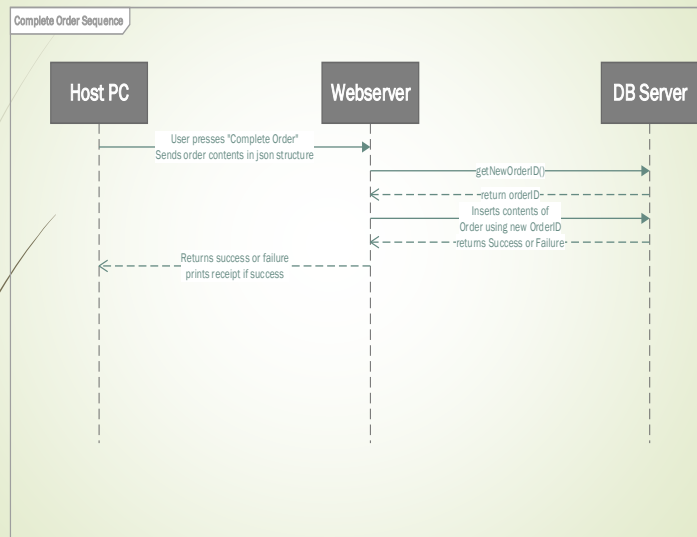
Find Item Sequence of Operations

13



Sales Sequence of Operation

14



15

JavaScript Function List

- `lookupItemById()`
- `insUpdProductRow(product)`
- `updateOrderTotals()`
- `applyPayment()`
- `runReport()`
- `completeSale()`

16

CSS Classes

- `logo`
- `barcode`
- `totalContainer`
- `itemContainer`
- `sales-container`
- `noItemsCell`
- `total`
- `receiptLogo`
- `receiptQuantity`

17

Most important requirement

- The system shall be able to process a sale with more than 7 items.

The screenshot shows a web application for 'Dan's Pies'. At the top, there is a navigation bar with 'Sales', 'Reporting', and 'Administration' links. Below the navigation bar is a search input field. The main content area features a table with the following data:

Item Description	Quantity	Unit Price	Tax Rate	Item Total
Cherry Pie	3	7.50	7.0	24.08
Red Raspberry Pie	2	11.00	7.0	23.54
Apple Pie	2	8.50	7.0	18.19
Peanut Butter Pie	2	9.50	7.0	20.33
Tollhouse Pie	2	8.25	7.0	17.66
Strawberry Pie	1	8.50	7.0	9.10
Baked Strawberry Pie	1	8.50	7.0	9.10
Chocolate Pie	1	8.50	7.0	9.10
Coconut Pie	1	8.50	7.0	9.10

To the right of the table is a summary panel with the following information:

- Sub Total: \$131.00
- Tax: \$9.17
- Order Total: \$140.17
- Amount Tendered:
-
- Amount Paid:
- Change Due:
-

18

Secondary Requirements

- The system shall be able to generate bar codes by using a Ruby image processing library.
- The system shall be able to print a receipt.
- The system shall be able to generate a sales report.

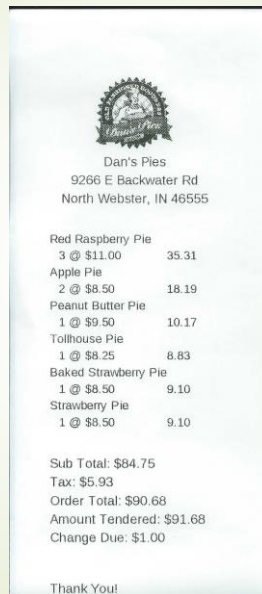
Receipt Printing

19

- Uses a USB Epson ReadyPrint T20 Direct Thermal Printer
- Cost \$157.24
- Uses JavaScript, HTML, and CSS to generate the receipt
- Created only after sale is successfully inserted into database

Sample Receipt

20



21

Barcode Generation

- Uses barcode encoding 39
- USB Barcode Scanner
- Generated using the "barby" barcode library
- Generated based on the items id in the items table

```
def generateBarcode()

  barcode = Barby::Code39.new(self.id.to_s)
  fileName = "public/" + self.id.to_s + ".png"

  File.open( fileName , 'w' ){ | f |

    f.write barcode.to_png


  }

  return fileName

end
```

22

Sample Barcode


Dan's Pies
Sales
Reporting
Administration ▾

Name: Cherry Pie


Description: Pie

Quantity:

Price: \$7.50

Taxrate: 7.0%

Upcode:

Bar Code: 

[Edit](#) | [Back](#)

23

Project Schedule

- Required approximately 16 weeks of effort
- Most tasks were completed on time
- Receipt printing and main sales page were minor road blocks

24

Labor Costs

- 175 Estimated hours
- 107 actual hours

25

Monetary costs

- ▀ \$200.00 Estimated cost
- ▀ \$157.24 Actual cost

26

Risk Management

- ▀ Highest risk identified in Phase 1 was that the system would not be able to process 7 categories of items.
 - ▀ Was not encountered
- ▀ Project schedule was second highest risk
 - ▀ Not encountered project was completed on time and under budget
- ▀ Not being able to create barcodes
 - ▀ Encountered and mitigated by avoided by reading documentation

27

Lessons Learned

- Learned a new web framework (Ruby on Rails)
- Learned a new CSS framework (Bootstrap)
- JavaScript floating point calculations issues

28

Conclusion

- Project was a success
- Met all requirements set forth in Phase 1

29

Demonstration